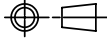
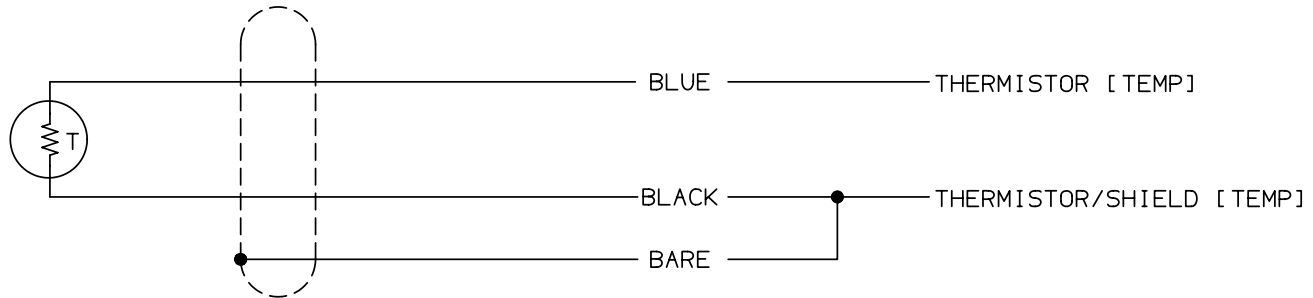



THIRD ANGLE PROJECTION		REVISIONS				
		REV	DESCRIPTION	ECO NO	DATE	CHG/CHK
		01	RELEASE TO PRODUCTION	95E0308	12/20/95	FSC/JGJ
		02	SHOW THE BARE TIED TO THE CONNECTOR END.	96E0384	05/08/96	FSC/ALN
		03	ADD NOTES.	05E0208	04/13/05	SFH/ATB

THERMISTOR
[TEMP]



NOTES:

1. BARE WIRE NOT USED AND IS CUT OFF INSIDE THE SENSOR.
2. TWISTING OF BLACK AND BARE WIRES ON CUSTOMER END IS OPTIONAL.

UNLESS OTHERWISE SPECIFIED	SIGNATURE	DATE	 AIRMAR TECHNOLOGY CORPORATION 35 HEADSBROOK DR MILFORD NH 03055-4613 USA TEL: 603-673-9570 FAX: 603-673-4624
DIMENSIONS ARE IN INCHES	DRAWN R.CULLEN	12/16/95	
TOLERANCES ON	CHECKED J.JEFFERS	12/19/95	
2 PL DECIMALS ±0.02 3 PL DECIMALS ±0.005 ANGLES ± 1/2° FRACTIONS ± 1/32 SURFACE FINISH $\sqrt{32}$	APPROVED M.SIMONEAU	12/17/95	
MATERIAL	AIRMAR CABLE #06-002		TITLE WIRING DIAGRAM, TEMP WITH NO CONNECTOR
			SIZE: B SCALE: NONE SHEET 1 OF 1 NUMBER: 91-254 REV 03
THIS DOCUMENT AND THE DATA DISCLOSED HEREIN OR HERewith IS NOT TO BE REPRODUCED, USED, OR DISCLOSED IN WHOLE OR IN PART TO ANYONE WITHOUT THE PERMISSION OF AIRMAR			[CD] CRITICAL DIMENSIONS DO NOT SCALE DRAWING