



Integr^el
solutions

NAVICO
GROUP

INTEGRAL E-DRIVE



CLEANER SAILING FROM NAVICO GROUP & INTEGREL

A shared mission to accelerate the marine industry towards sustainable power generation gives customers the option to remove the polluting fossil fuelled generator without sacrificing on-board luxuries.

Founded in 2003, Triskel Marine (trading as Integrel Solutions) has spent 20 years researching and developing efficient power generation and storage technologies for the marine world.

Over the last 20 years, Navico Group have brought together the world's most trusted brands, offering decades of experience designing and developing state of the art technology and intuitive systems.

The Integrel system delivers unprecedented power and drive generation, intelligently stored in 48V Mastervolt batteries. Fathom from Navico, offers the user advanced digital controls on demand with seamless integration.

Marine power generation and control for the 21st century.



Integr@l
solutions



FATHOM[®]
e-power system

NAVICO
GROUP



NO GENERATOR, NO FUMES, NO MESS.

Integrel E-Drive system


Integrel's proprietary system brings effortless propulsion, alongside industry beating power generation. Fitted at point of manufacture between the engine and the gearbox, the system is available for Monohull and Multihull applications.


20 hp electric propulsion and 15 kW power generation for single engines, doubling performance for dual engine configuration. The system can be fitted to both Sail Drive and Shaft drive, adding only 100mm to the axial length of the engine and gearbox.

2025 will bring increased power and generation options with the release of the 30 SE and 60 DE.

The system can operate in one of five modes.

- Engine idling
- Engine driving
- Engine generating power
- Engine driving and generating simultaneously
- E-Drive motor driving



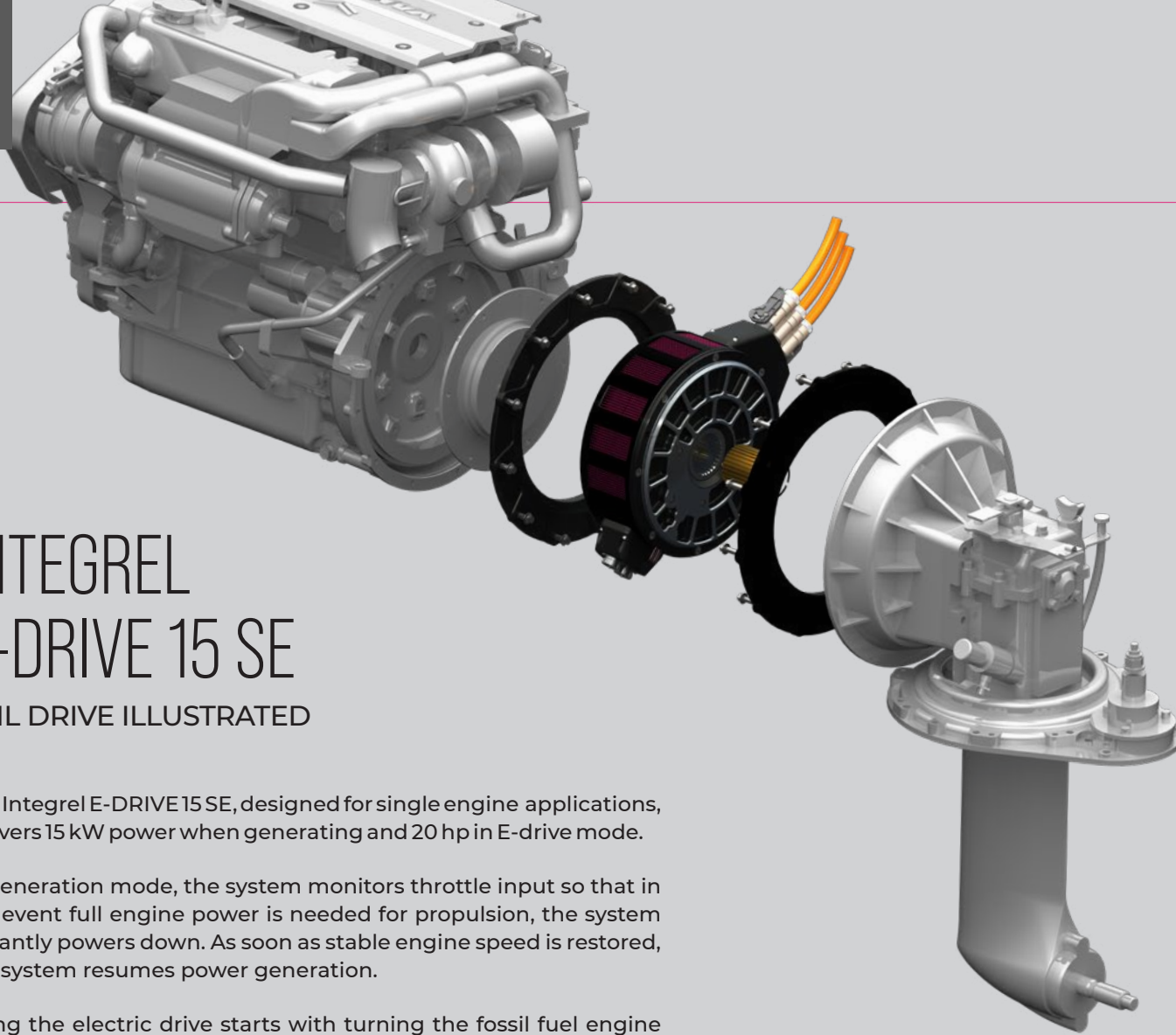


DRIVE & GENERATION INTELLIGENTLY DELIVERED.

Generate. Drive. Repeat.

Hybrid electric drives leave your batteries feeling hungry. Integrel is different. Our electric drive also generates power which keeps your batteries full to the brim.

Getting enough power onboard is a constant concern. The Integrel E-Drive tops up your batteries while motoring for a worry-free life on the water. Hot showers and ice cold drinks guaranteed.



INTEGREL E-DRIVE 15 SE

SAIL DRIVE ILLUSTRATED

The Integrel E-DRIVE15 SE, designed for single engine applications, delivers 15 kW power when generating and 20 hp in E-drive mode.

In generation mode, the system monitors throttle input so that in the event full engine power is needed for propulsion, the system instantly powers down. As soon as stable engine speed is restored, the system resumes power generation.

Using the electric drive starts with turning the fossil fuel engine off. The throttle drives the boat like normal, but without the noise, vibration and smell.

– SLIMLINE SHAFT-DRIVEN MOTOR

Installed between the engine and the transmission.

Generates power to charge batteries at 48V.

Drives the boat using power stored in 48V batteries.

– 1X INTELLIGENT CONTROLLER

Manages motor operation to provide seamless electric drive transition and automatic power generation.

Full integration with battery systems and third-party screens such as B&G chartplotters.

– 1X INTEGREL SCREEN

Provides system monitoring and control of power generation, electric drive and batteries.

– FULLY TESTED IN HOUSE

Every component tested & configured for your boat.

– FULLY INTEGRATED

Full integration into Fathom e-power system from Navico.

– AVAILABLE IN SHAFT OR SAIL DRIVE

Only adds 100mm to the axial length of the powertrain.

15 kW
OF POWER

25%
FUEL SAVING


40
KILOGRAMS

100%
AUTOMATIC

48
VOLTS

20
E-DRIVE HP

COMPATIBLE WITH
YANMAR | VOLVO | NANNI | BETA | VETUS



INTEGRAL E-DRIVE 30 DE

SHAFT DRIVE ILLUSTRATED

The INTEGRAL E-DRIVE 30 DE, designed for monohull with dual engine and catamaran applications, delivers 30 kW power when generating and 40 hp in E-drive mode.

In generation mode the system monitors throttle input so that in the event full engine power is needed for propulsion, the system instantly powers down. As soon as stable engine speed is restored, the system resumes power generation.

Using the electric drive starts with turning the fossil fuel engine off. The throttle drives the boat like normal, but without the noise, vibration and smell.

– SLIMLINE SHAFT-DRIVEN MOTOR

Installed between the engine and the transmission.

Generates power to charge batteries at 48V.

Drives the boat using power stored in 48V batteries.

– 2X INTELLIGENT CONTROLLER

Manages motor operation to provide seamless electric drive transition and automatic power generation.

Full integration with battery systems and third-party screens such as B&G chartplotters.

– 1X INTEGRAL SCREEN

Provides system monitoring and control of power generation, electric drive and batteries.

– FULLY TESTED IN HOUSE

Every component tested & configured for your boat.

– FULLY INTEGRATED

Full integration into Fathom e-power system from Navico.

– AVAILABLE IN SHAFT OR SAIL DRIVE

Only adds 100mm to the axial length of the powertrain. Offers the user dual redundancy.

30 kW
OF POWER

25%
FUEL SAVING

80
KILOGRAMS

100%
AUTOMATIC

48
VOLTS

40
E-DRIVE HP

COMPATIBLE WITH
YANMAR | VOLVO | NANNI | BETA | VETUS



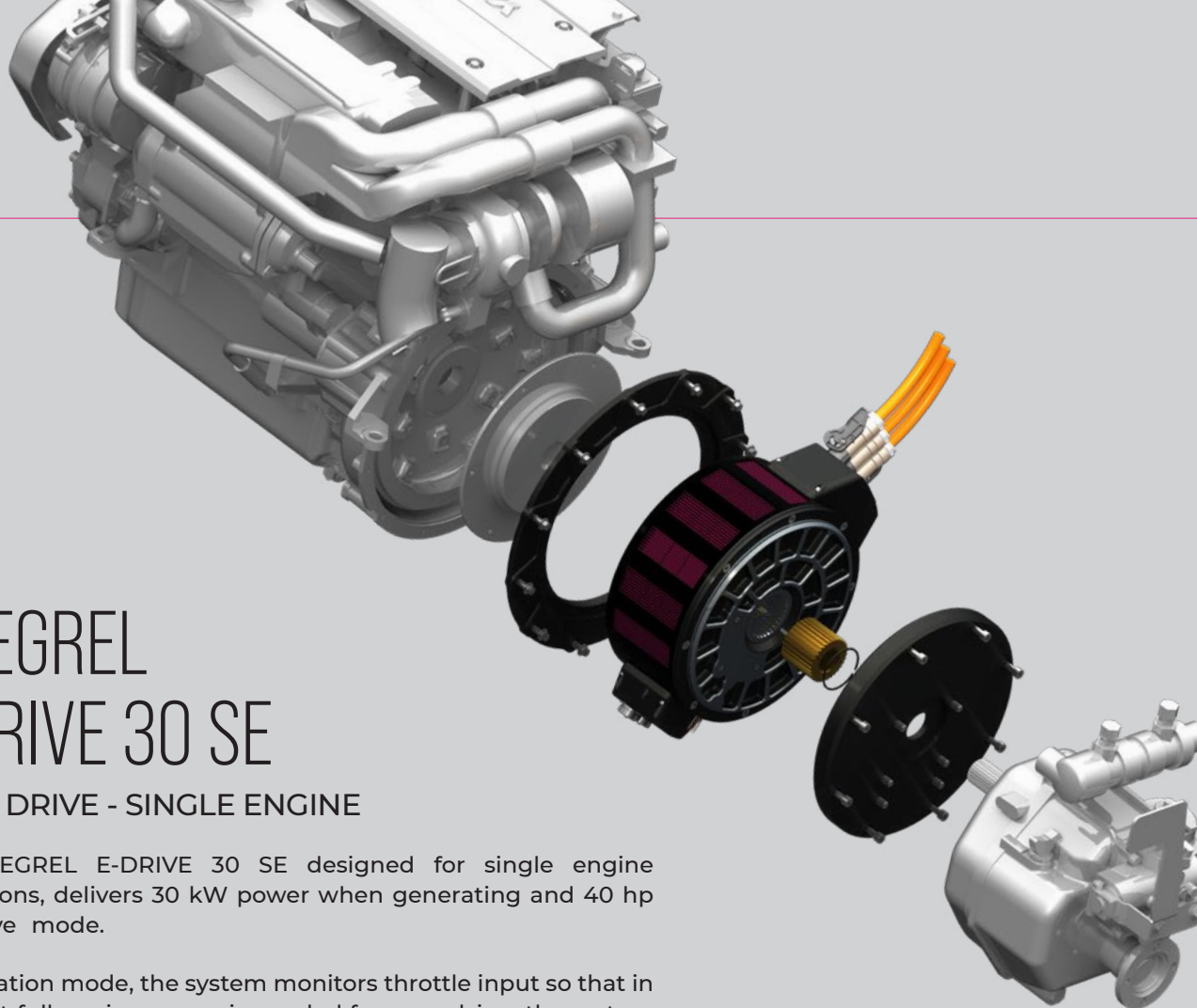
INTEGREL E-DRIVE 30 SE

SHAFT DRIVE - SINGLE ENGINE

The INTEGREL E-DRIVE 30 SE designed for single engine applications, delivers 30 kW power when generating and 40 hp in E-drive mode.

In generation mode, the system monitors throttle input so that in the event full engine power is needed for propulsion, the system instantly powers down. As soon as stable engine speed is restored, the system resumes power generation.

Using the electric drive starts with turning the fossil fuel engine off. The throttle drives the boat like normal, but without the noise, vibration and smell.



– SLIMLINE SHAFT-DRIVEN MOTOR

Installed between the engine and the transmission.

Generates power to charge batteries at 48V.

Drives the boat using energy stored in 48V batteries.

– 1X INTELLIGENT CONTROLLER

Manages motor operation to provide seamless electric drive transition and automatic power generation.

Full integration with battery systems and third-party screens such as B&G chartplotters.

– 1X INTEGREL SCREEN

Provides system monitoring and control of power generation, electric drive and batteries.

– FULLY TESTED IN HOUSE

Every component tested & configured for your boat.

– FULLY INTEGRATED

Full integration into Fathom e-power system from Navico.

– AVAILABLE IN SHAFT OR SAIL DRIVE

Only adds 150mm to the axial length of the powertrain

30 kW
OF POWER

25%
FUEL SAVING


55
KILOGRAMS

100%
AUTOMATIC

48
VOLTS

40
E-DRIVE HP

COMPATIBLE WITH
YANMAR | VOLVO | NANNI | BETA | VETUS



INTEGRAL E-DRIVE 60 DE

SHAFT DRIVE ILLUSTRATED

The INTEGRAL E-DRIVE 60 DE, designed for monohull with dual engine and catamaran applications, delivers 60 kW power when generating and 80 hp in E-drive mode.

In generation mode, the system monitors throttle input so that in the event full engine power is needed for propulsion, the system instantly powers down. As soon as stable engine speed is restored, the system resumes power generation.

Using the electric drive starts with turning the fossil fuel engine off. The throttle drives the boat like normal, but without the noise, vibration and smell.

– SLIMLINE SHAFT-DRIVEN MOTOR

Installed between the engine and the transmission.

Generates power to charge batteries at 48V.

Drives the boat using power stored in 48V batteries.

– 2X INTELLIGENT CONTROLLER

Manages motor operation to provide seamless electric drive transition and automatic power generation.

Full integration with battery systems and third-party screens such as B&G chartplotters.

– 1X INTEGRAL SCREEN

Provides system monitoring and control of power generation, electric drive and batteries.

– FULLY TESTED IN HOUSE

Every component tested & configured for your boat.

– FULLY INTEGRATED

Full integration into Fathom e-power system from Navico.

– AVAILABLE IN SHAFT OR SAIL DRIVE

Only adds 150mm to the axial length of the powertrain. Offers the user dual redundancy.

60 kW
OF POWER

25%
FUEL SAVING

110
KILOGRAMS

100%
AUTOMATIC

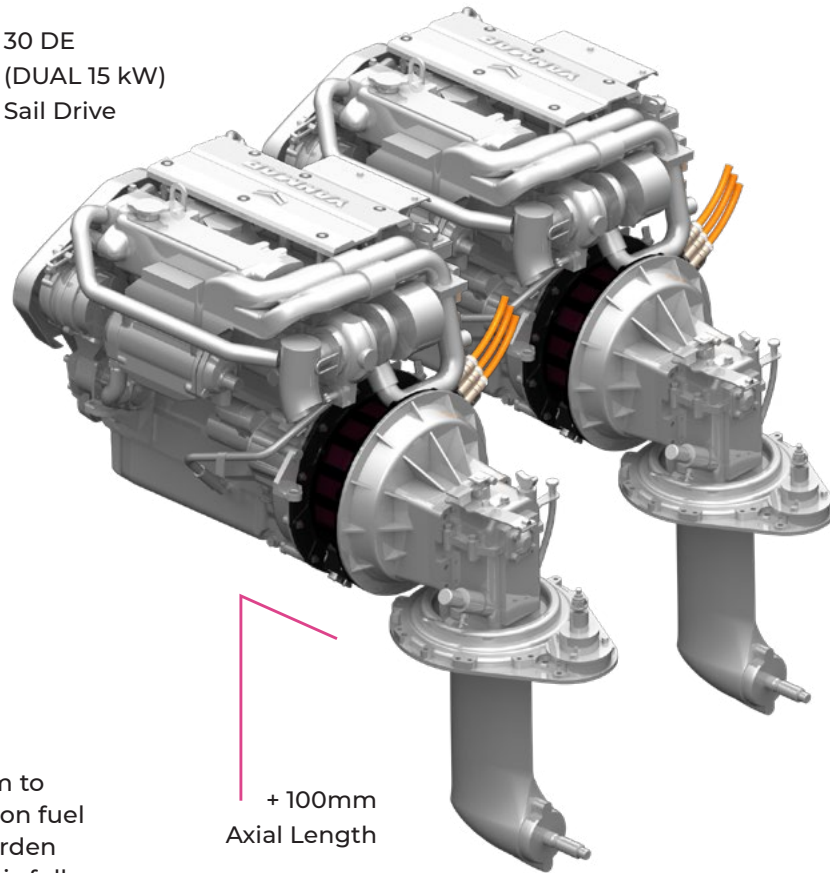
48
VOLTS

80
E-DRIVE HP

COMPATIBLE WITH
YANMAR | VOLVO | NANNI | BETA | VETUS



30 DE
(DUAL 15 kW)
Sail Drive



+ 100mm
Axial Length

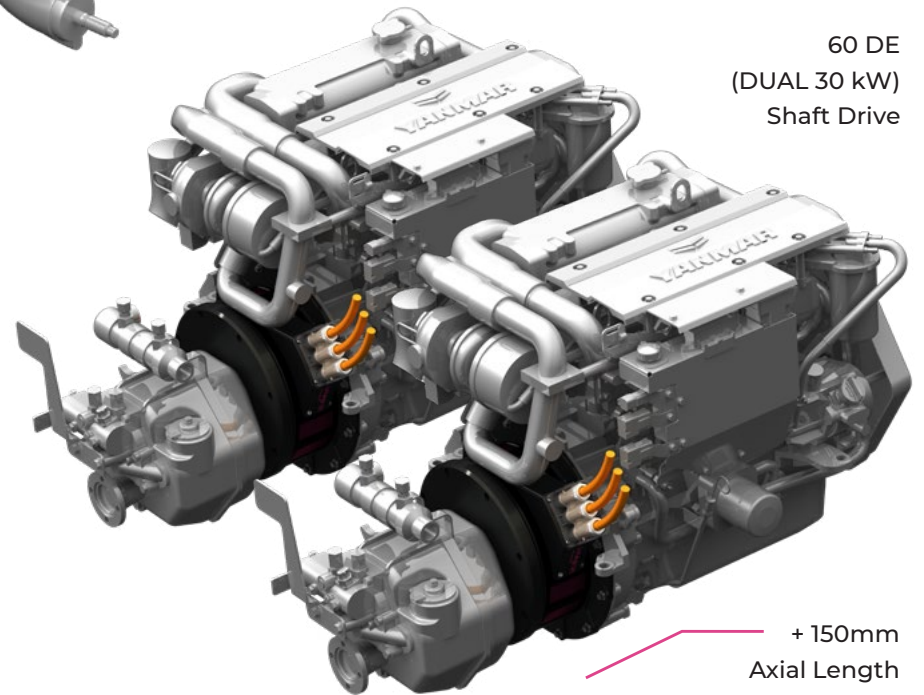
INTEGREL E-DRIVE

Explore further with one system to drive and charge whilst saving on fuel costs, maintenance and the burden of a generator. Integrel E-Drive is fully automatic and perfectly integrated into Navico's Fathom e-power system; you'll never worry about running out of power again.

Fitted at point of manufacture, the system is compact and powerful, providing seamless operation when switching between engine drive and electric E-Drive.

Integrel E-Drive is a better choice for you and the environment, reducing emissions without sacrificing performance.

60 DE
(DUAL 30 kW)
Shaft Drive



+ 150mm
Axial Length